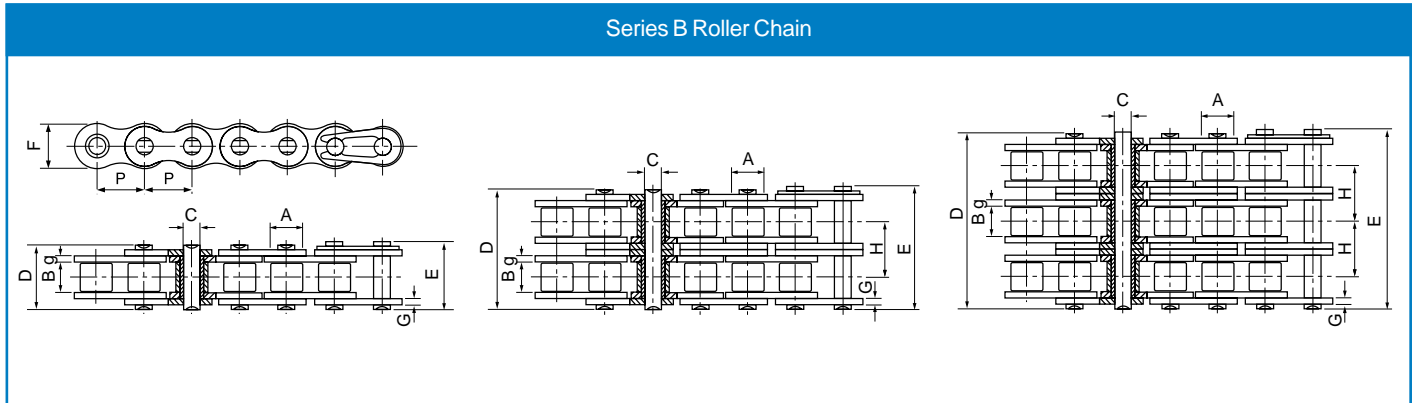


Roller Chain

British Standard Roller Chain

BS228, ISO R606, DIN 8187



ISO ChainNo.	Pitch	Roller diameter	Width between inner plates	Pin diameter	Pin length		Inner plate height	Plate thickness	Transverse pitch	Minimum tensile strength	Average tensile strength	Weight per meter
	P mm	A mm	B mm	C mm	D mm	E mm	F mm	g/G mm	H mm	kN	kN	kg/m
SIMPLEX												
04B-1	6.000	4.00	2.80	1.85	6.80	7.80	5.00	0.60		3.00	3.20	0.11
05B-1	8.000	5.00	3.00	2.31	8.20	8.90	7.10	0.80		5.00	5.90	0.20
*06B-1	9.525	6.35	5.72	3.28	13.15	14.10	8.20	1.30		9.00	10.40	0.41
08B-1	12.700	8.51	7.75	4.45	16.70	18.20	11.80	1.60		18.00	19.40	0.69
10B-1	15.875	10.16	9.65	5.08	19.50	20.90	14.70	1.70		22.40	27.50	0.93
12B-1	19.050	12.07	11.68	5.72	22.50	24.20	16.00	1.85		29.00	32.20	1.15
16B-1	25.400	15.88	17.02	8.28	36.10	37.40	21.00	4.15/3.1		60.00	72.80	2.71
20B-1	31.750	19.05	19.56	10.19	41.30	45.00	26.40	4.5/3.5		95.00	106.70	3.70
24B-1	38.100	25.40	25.40	14.63	53.40	57.80	33.20	6.0/4.8		160.00	178.00	7.10
28B-1	44.450	27.94	30.99	15.90	65.10	69.50	36.70	7.5/6.0		200.00	222.00	8.50
32B-1	50.800	29.21	30.99	17.81	66.00	71.00	42.00	7.0/6.0		250.00	277.50	10.25
40B-1	63.500	39.37	38.10	22.89	82.20	89.20	52.96	8.5/8.0		355.00	394.00	16.35
48B-1	76.200	48.26	45.72	29.24	99.10	107.00	63.80	12/10		560.00	621.60	25.00
DUPLEX												
05B-2	8.000	5.00	3.00	2.31	13.90	14.50	7.10	0.80	5.64	7.80	10.20	0.33
*06B-2	9.525	6.35	5.72	3.28	23.40	24.40	8.20	1.30	10.24	16.90	18.70	0.77
08B-2	12.700	8.51	7.75	4.45	31.20	32.20	11.80	1.60	13.92	32.00	38.70	1.34
10B-2	15.875	10.16	9.65	5.08	36.10	37.50	14.70	1.70	16.59	44.50	56.20	1.84
12B-2	19.050	12.07	11.68	5.72	42.00	43.60	16.00	1.85	19.46	57.80	66.10	2.31
16B-2	25.400	15.88	17.02	8.28	68.00	69.30	21.00	4.15/3.1	31.88	106.00	133.00	5.42
20B-2	31.750	19.05	19.56	10.19	77.80	81.50	26.40	4.5/3.5	36.45	170.00	211.20	7.20
24B-2	38.100	25.40	25.40	14.63	101.70	106.20	33.20	6.0/4.8	48.36	280.00	319.20	13.40
28B-2	44.450	27.94	30.99	15.90	124.60	129.10	36.70	7.5/6.0	59.56	360.00	406.80	16.60
32B-2	50.800	29.21	30.99	17.81	124.60	129.60	42.00	7.0/6.0	58.55	450.00	508.50	21.00
40B-2	63.500	39.37	38.10	22.89	154.50	161.50	52.96	8.5/8.0	72.29	630.00	711.90	32.00
48B-2	76.200	48.26	45.72	29.24	190.40	198.20	63.80	12/10	91.21	1000.00	1130.00	50.00
TRIPLEX												
05B-3	8.000	5.00	3.00	2.31	19.50	20.20	7.10	0.80	5.64	11.10	13.80	0.48
*06B-3	9.525	6.35	5.72	3.28	33.50	34.60	8.20	1.30	10.24	24.90	30.10	1.16
08B-3	12.700	8.51	7.75	4.45	45.10	46.10	11.80	1.60	13.92	47.50	57.80	2.03
10B-3	15.875	10.16	9.65	5.08	52.70	54.10	14.70	1.70	16.59	66.70	84.50	2.77
12B-3	19.050	12.07	11.68	5.72	61.50	63.10	16.00	1.85	19.46	86.70	101.80	3.46
16B-3	25.400	15.88	17.02	8.28	99.80	101.20	21.00	4.15/3.1	31.88	160.00	203.70	8.13
20B-3	31.750	19.05	19.56	10.19	114.20	117.90	26.40	4.5/3.5	36.45	250.00	290.00	10.82
24B-3	38.100	25.40	25.40	14.63	150.10	154.60	33.20	6.0/4.8	48.36	425.00	493.00	20.10
28B-3	44.450	27.94	30.99	15.90	184.20	188.70	36.70	7.5/6.0	59.56	530.00	609.50	24.92
32B-3	50.800	29.21	30.99	17.81	183.20	188.20	42.00	7.0/6.0	58.55	670.00	770.50	31.56
40B-3	63.500	39.37	38.10	22.89	226.80	233.80	52.96	8.5/8.0	72.29	950.00	1092.50	48.10
48B-3	76.200	48.26	45.72	29.24	281.60	289.40	63.80	12/10	91.21	1500.00	1710.00	75.00

* Straight Side Plate Chain

Standard boxed lengths are 5 meters

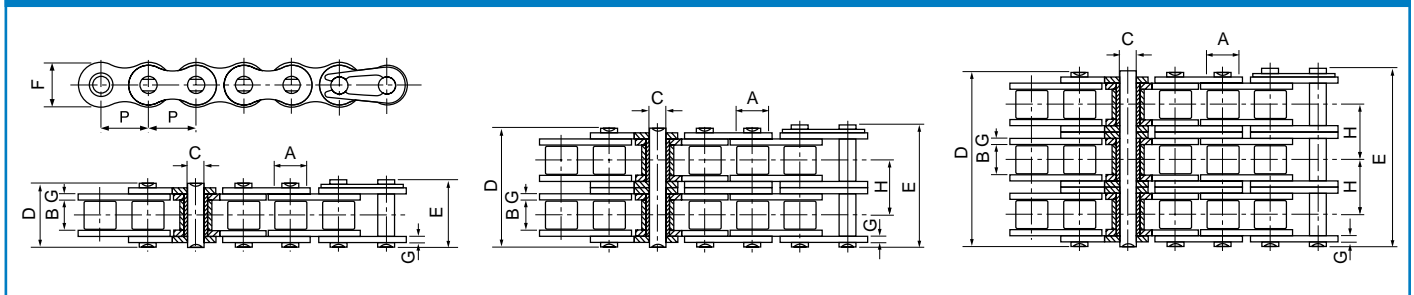
Special lengths available

Roller Chain

ANSI Standard Roller Chain

ANSI B29.1, ISO R606, DIN 8188

Series A Roller Chain



ANSI ChainNo.	Pitch	Roller diameter	Width between inner plates	Pin diameter	Pin length		Inner plate height	Plate thickness	Transverse pitch	Minimum tensile strength	Average tensile strength	Weight per meter
	P mm	A mm	B mm	C mm	D mm	E mm	F mm	G mm	H mm	kN	kN	kg/m
SIMPLEX												
*15	4.763	2.48	2.38	1.62	6.10	6.90	4.30	0.60		1.8	2.0	0.08
*25-1	6.350	3.30	3.18	2.31	7.90	8.40	6.00	0.80		3.5	4.6	0.15
*35-1	9.525	5.08	4.77	3.58	12.40	13.17	9.00	1.30		7.9	10.8	0.33
41-1	12.700	7.77	6.25	3.58	13.75	15.00	9.91	1.30		6.7	12.6	0.41
40-1	12.700	7.95	7.85	3.96	16.60	17.80	12.00	1.50		14.1	17.5	0.62
50-1	15.875	10.16	9.40	5.08	20.70	22.20	15.09	2.03		22.2	29.4	1.02
60-1	19.050	11.91	12.57	5.94	25.90	27.70	18.00	2.42		31.8	41.5	1.50
80-1	25.400	15.88	15.75	7.92	32.70	35.00	24.00	3.25		56.7	69.4	2.60
100-1	31.750	19.05	18.90	9.53	40.40	44.70	30.00	4.00		88.5	109.2	3.91
120-1	38.100	22.23	25.22	11.10	50.30	54.30	35.70	4.80		127.0	156.3	5.62
140-1	44.450	25.40	25.22	12.70	54.40	59.00	41.00	5.60		172.4	212.0	7.50
160-1	50.800	28.58	31.55	14.27	64.80	69.60	47.80	6.40		226.8	278.9	10.10
180-1	57.150	35.71	35.48	17.46	72.80	78.60	53.60	7.20		280.2	341.8	13.45
200-1	63.500	39.68	37.85	19.85	80.30	87.20	60.00	8.00		353.8	431.6	16.15
240-1	76.200	47.63	47.35	23.81	95.50	103.00	72.39	9.50		510.3	622.5	23.20
DUPLEX												
*25-2	6.350	3.30	3.18	2.31	14.50	15.00	6.00	0.80	6.40	7.0	8.6	0.28
*35-2	9.525	5.08	4.77	3.58	22.50	23.30	9.00	1.30	10.13	15.8	19.7	0.63
41-2	12.700	7.77	6.25	3.58	25.70	26.90	9.91	1.30	11.95	13.3	16.9	0.81
40-2	12.700	7.95	7.85	3.96	31.00	32.20	12.00	1.50	14.38	28.2	35.9	1.12
50-2	15.875	10.16	9.40	5.08	38.90	40.40	15.09	2.03	18.11	44.4	58.1	2.00
60-2	19.050	11.91	12.57	5.94	48.80	50.50	18.00	2.42	22.78	63.6	82.1	2.92
80-2	25.400	15.88	15.75	7.92	62.70	64.30	24.00	3.25	29.29	113.4	141.8	5.15
100-2	31.750	19.05	18.90	9.53	76.40	80.50	30.00	4.00	35.76	177.0	219.4	7.80
120-2	38.100	22.23	25.22	11.10	95.80	99.70	35.70	4.80	45.44	254.0	314.9	11.70
140-2	44.450	25.40	25.22	12.70	103.30	107.90	41.00	5.60	48.87	344.8	427.5	15.14
160-2	50.800	28.58	31.55	14.27	123.30	128.10	47.80	6.40	58.55	453.6	562.4	20.14
180-2	57.150	35.71	35.48	17.46	138.60	144.40	53.60	7.20	65.84	560.5	695.0	29.22
200-2	63.500	39.68	37.85	19.85	151.90	158.80	60.00	8.00	71.55	707.6	877.4	32.24
240-2	76.200	47.63	47.35	23.81	183.40	190.80	72.39	9.50	87.83	1020.6	1255.3	45.23
TRIPLEX												
*25-3	6.350	3.30	3.18	2.31	21.00	21.50	6.00	0.80	6.40	10.5	12.6	0.44
*35-3	9.525	5.08	4.77	3.58	32.70	33.50	9.00	1.30	10.13	23.7	28.6	1.05
40-3	12.700	7.95	7.85	3.96	45.40	46.60	12.00	1.50	14.38	42.3	50.0	1.90
50-3	15.875	10.16	9.40	5.08	57.00	58.50	15.09	2.03	18.11	66.6	77.8	3.09
60-3	19.050	11.91	12.57	5.94	71.50	73.30	18.00	2.42	22.78	95.4	111.1	4.54
80-3	25.400	15.88	15.75	7.92	91.70	93.60	24.00	3.25	29.29	170.1	198.4	7.89
100-3	31.750	19.05	18.90	9.53	112.20	116.30	30.00	4.00	35.76	265.5	309.6	11.77
120-3	38.100	22.23	25.22	11.10	141.40	145.20	35.70	4.80	45.44	381.0	437.2	17.53
140-3	44.450	25.40	25.22	12.70	152.20	156.80	41.00	5.60	48.87	517.2	593.3	22.20
160-3	50.800	28.58	31.55	14.27	181.80	186.60	47.80	6.40	58.55	680.4	780.6	30.02
180-3	57.150	35.71	35.48	17.46	204.40	210.20	53.60	7.20	65.84	840.7	983.6	38.22
200-3	63.500	39.68	37.85	19.85	223.50	230.40	60.00	8.00	71.55	1061.4	1217.8	49.03
240-3	76.200	47.63	47.35	23.81	271.30	278.60	72.39	9.50	87.83	1530.9	1756.5	71.60

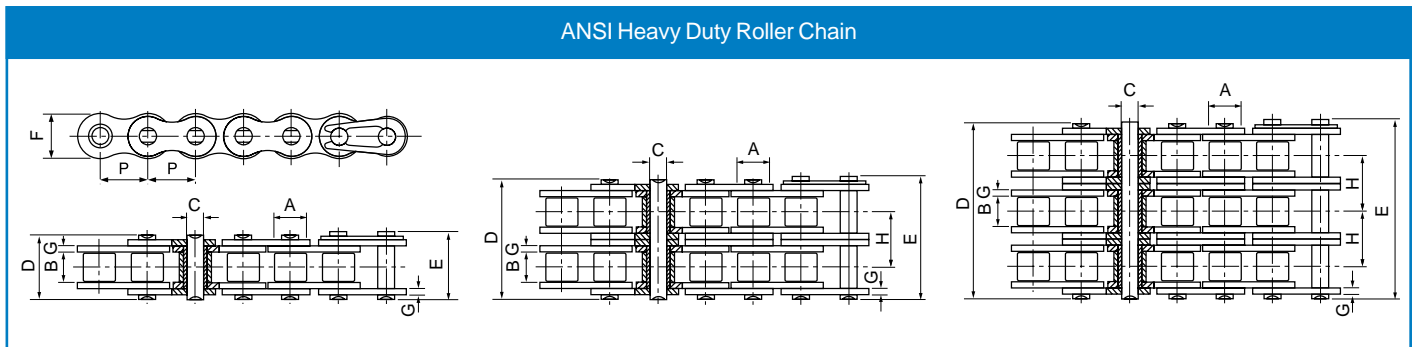
* Bush chain: A in the table indicates the external diameter of the bush

Standard boxed lengths are 5 meters. Special lengths available.

Every effort has been taken to ensure that the data listed in this catalogue is correct. Challenge accepts no liability for any inaccuracies or damage caused. All dimensions in millimetres unless otherwise stated.

Roller Chain

ANSI Heavy Duty Roller Chain

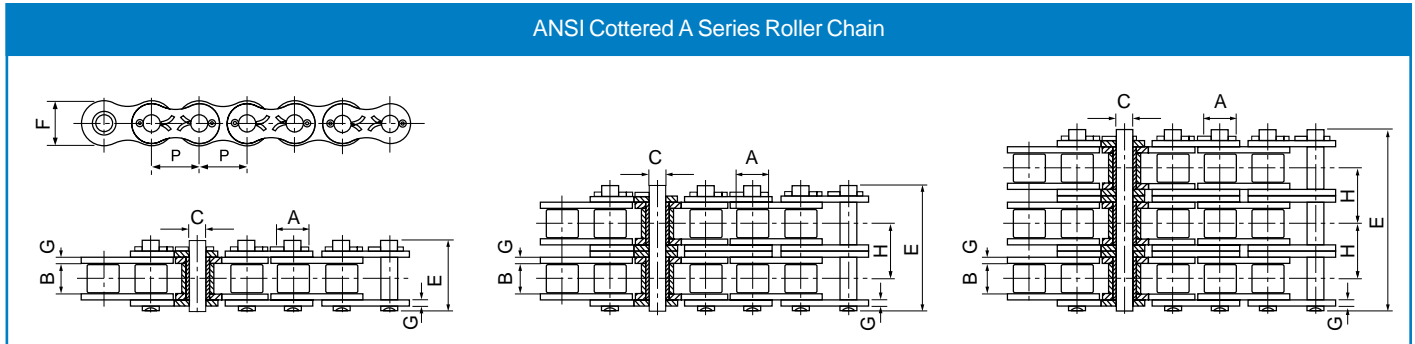


ANSI ChainNo.	Pitch	Roller diameter	Width between inner plates	Pin diameter	Pin length		Inner plate height	Plate thickness	Transverse pitch	Minimum tensile strength	Average tensile strength	Weight per meter
	P mm	A mm	B mm	C mm	D mm	E mm	F mm	G mm	H mm	kN	kN	kg/m
SIMPLEX												
40H-1	12.700	7.95	7.85	3.96	18.80	19.90	12.00	2.03		14.10	19.10	0.82
50H-1	15.875	10.16	9.40	5.08	22.10	23.40	15.09	2.42		22.20	30.20	1.25
60H-1	19.050	11.91	12.57	5.94	29.20	31.00	18.00	3.25		31.80	42.70	1.87
80H-1	25.400	15.88	15.75	7.92	36.20	37.70	24.00	4.00		56.70	71.40	3.10
100H-1	31.750	19.05	18.90	9.53	43.60	46.90	30.00	4.80		88.50	112.40	4.52
120H-1	38.100	22.23	25.22	11.10	53.50	57.50	35.70	5.60		127.00	160.90	6.60
140H-1	44.450	25.40	25.22	12.70	57.60	62.20	41.00	6.40		172.40	217.30	8.30
160H-1	50.800	28.58	31.55	14.27	68.20	73.00	47.80	7.20		226.80	285.80	10.30
200H-1	63.500	39.68	37.85	19.85	86.60	93.50	60.00	9.50		353.80	444.50	19.16
DUPLEX												
60H-2	19.050	11.91	12.57	5.94	55.30	57.10	18.00	3.25	26.11	63.60	84.50	3.71
80H-2	25.400	15.88	15.75	7.92	68.80	70.30	24.00	4.00	32.59	113.40	145.30	6.15
100H-2	31.750	19.05	18.90	9.53	82.70	86.00	30.00	4.80	39.09	177.00	225.90	9.03
120H-2	38.100	22.23	25.22	11.10	102.40	106.40	35.70	5.60	48.87	254.00	322.70	13.13
140H-2	44.450	25.40	25.22	12.70	109.80	114.40	41.00	6.40	52.20	344.80	437.70	16.60
160H-2	50.800	28.58	31.55	14.27	130.10	134.90	47.80	7.20	61.90	453.60	571.60	20.20
200H-2	63.500	39.68	37.85	19.85	164.90	171.80	60.00	9.50	78.31	707.60	894.90	38.11
TRIPLEX												
60H-3	19.050	11.91	12.57	5.94	81.40	83.20	18.00	3.25	26.11	95.40	113.90	5.54
80H-3	25.400	15.88	15.75	7.92	101.40	102.90	24.00	4.00	32.59	170.10	203.50	9.42
100H-3	31.750	19.05	18.90	9.53	121.80	125.10	30.00	4.80	39.09	265.50	314.80	12.96
120H-3	38.100	22.23	25.22	11.10	151.20	155.20	35.70	5.60	48.87	381.00	444.70	19.64
140H-3	44.450	25.40	25.22	12.70	162.00	166.60	41.00	6.40	52.20	517.20	598.40	24.90
160H-3	50.800	28.58	31.55	14.27	192.00	196.80	47.80	7.20	61.90	680.40	787.30	30.10
200H-3	63.500	39.68	37.85	19.85	243.20	250.10	60.00	9.50	78.31	1061.40	1228.20	57.06

Standard boxed lengths are 5 meters
Special lengths available.

Roller Chain

ANSI Cottered Series Roller Chain

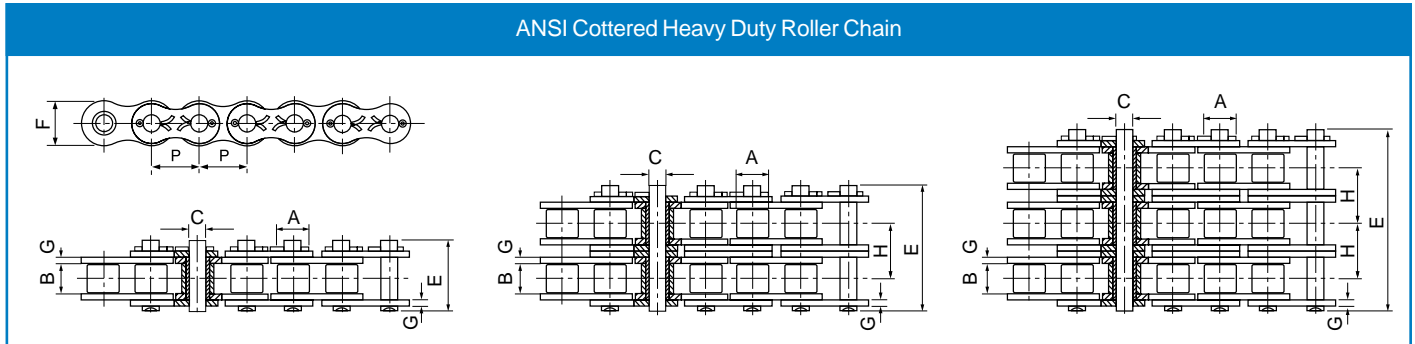


ANSI ChainNo.	Pitch	Roller diameter	Width between inner plates	Pin diameter	Pin length	Inner plate height	Plate thickness	Transverse pitch	Minimum tensile strength	Average tensile strength	Weight per meter
	P mm	A mm	B mm	C mm	E mm	F mm	G mm	H mm	kN	kN	kg/m
SIMPLEX											
50-1	15.875	10.16	9.40	5.08	23.00	15.09	2.03		22.20	29.40	1.02
60-1	19.050	11.91	12.57	5.94	28.30	18.00	2.42		31.80	41.50	1.50
80-1	25.400	15.88	15.75	7.92	36.50	24.00	3.25		56.70	69.40	2.60
100-1	31.750	19.05	18.90	9.53	44.70	30.00	4.00		88.50	109.20	3.91
120-1	38.100	22.23	25.22	11.10	54.30	35.70	4.80		127.00	156.30	5.62
140-1	44.450	25.40	25.22	12.70	59.00	41.00	5.60		172.40	212.00	7.50
160-1	50.800	28.58	31.55	14.27	69.60	47.80	6.40		226.80	278.90	10.10
180-1	57.150	35.71	35.48	17.46	78.60	53.60	7.20		280.20	341.80	13.45
200-1	63.500	39.68	37.85	19.85	87.20	60.00	8.00		353.80	431.60	16.15
240-1	76.200	47.63	47.35	23.81	103.00	72.39	9.50		510.30	622.50	23.20
DUPLEX											
50-2	15.875	10.16	9.40	5.08	41.20	15.09	2.03	18.11	44.40	58.10	2.00
60-2	19.050	11.91	12.57	5.94	51.10	18.00	2.42	22.78	63.60	82.10	2.92
80-2	25.400	15.88	15.75	7.92	65.80	24.00	3.25	29.29	113.40	141.80	5.15
100-2	31.750	19.05	18.90	9.53	80.50	30.00	4.00	35.76	177.00	219.40	7.80
120-2	38.100	22.23	25.22	11.10	99.70	35.70	4.80	45.44	254.00	314.90	11.70
140-2	44.450	25.40	25.22	12.70	107.90	41.00	5.60	48.87	344.80	427.50	15.14
160-2	50.800	28.58	31.55	14.27	128.10	47.80	6.40	58.55	453.60	562.40	20.14
180-2	57.150	35.71	35.48	17.46	144.40	53.60	7.20	65.84	560.50	695.00	29.22
200-2	63.500	39.68	37.85	19.85	158.80	60.00	8.00	71.55	707.60	877.40	32.24
240-2	76.200	47.63	47.35	23.81	190.80	72.39	9.50	87.83	1020.60	1255.30	45.23
TRIPLEX											
50-3	15.875	10.16	9.40	5.08	59.30	15.09	2.03	18.11	66.60	77.80	3.09
60-3	19.050	11.91	12.57	5.94	73.90	18.00	2.42	22.78	95.40	111.10	4.54
80-3	25.400	15.88	15.75	7.92	93.60	24.00	3.25	29.29	170.10	198.40	7.89
100-3	31.750	19.05	18.90	9.53	116.30	30.00	4.00	35.76	265.50	309.60	11.77
120-3	38.100	22.23	25.22	11.10	145.20	35.70	4.80	45.44	381.00	437.20	17.53
140-3	44.450	25.40	25.22	12.70	156.80	41.00	5.60	48.87	517.20	593.30	22.20
160-3	50.800	28.58	31.55	14.27	186.60	47.80	6.40	58.55	680.40	780.60	30.02
180-3	57.150	35.71	35.48	17.46	210.20	53.60	7.20	65.84	840.70	983.60	38.22
200-3	63.500	39.68	37.85	19.85	230.40	60.00	8.00	71.55	1061.40	1217.80	49.03
240-3	76.200	47.63	47.35	23.81	278.60	72.39	9.50	87.83	1530.90	1756.50	71.60

Standard boxed lengths are 5 meters
Special lengths available.

Roller Chain

ANSI Cottered Heavy Duty Roller Chain

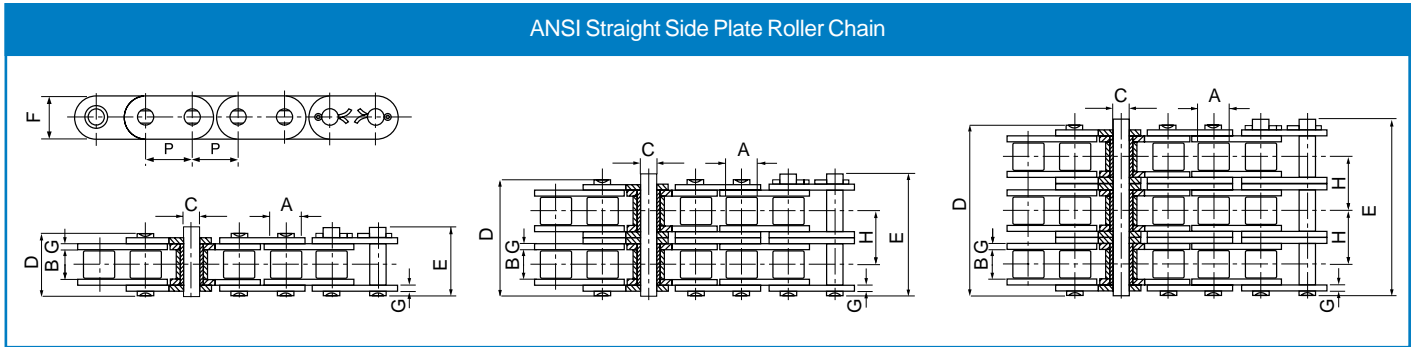


ANSI ChainNo.	Pitch	Roller diameter	Width between inner plates	Pin diameter	Pin length	Inner plate height	Plate thickness	Transverse pitch	Minimum tensile strength	Average tensile strength	Weight per meter
	P mm	A mm	B mm	C mm	E mm	F mm	G mm	H mm	kN	kN	kg/m
SIMPLEX											
50H-1	15.875	10.16	9.40	5.08	24.40	15.09	2.42		22.20	30.20	1.25
60H-1	19.050	11.91	12.57	5.94	31.60	18.00	3.25		31.80	42.70	1.87
80H-1	25.400	15.88	15.75	7.92	39.40	24.00	4.00		56.70	71.40	3.10
100H-1	31.750	19.05	18.90	9.53	46.90	30.00	4.80		88.50	112.40	4.52
120H-1	38.100	22.23	25.22	11.10	57.50	35.70	5.60		127.00	160.90	6.60
140H-1	44.450	25.40	25.22	12.70	62.20	41.00	6.40		172.40	217.30	8.30
160H-1	50.800	28.58	31.55	14.27	73.00	47.80	7.20		226.80	285.80	10.30
200H-1	63.500	39.68	37.85	19.85	93.50	60.00	9.50		353.80	444.50	19.16
DUPLEX											
60H-2	19.050	11.91	12.57	5.94	57.70	18.00	3.25	26.11	63.60	84.50	3.71
80H-2	25.400	15.88	15.75	7.92	72.00	24.00	4.00	32.59	113.40	145.30	6.15
100H-2	31.750	19.05	18.90	9.53	86.00	30.00	4.80	39.09	177.00	225.90	9.03
120H-2	38.100	22.23	25.22	11.10	106.40	35.70	5.60	48.87	254.00	322.70	13.13
140H-2	44.450	25.40	25.22	12.70	114.40	41.00	6.40	52.20	344.80	437.70	16.60
160H-2	50.800	28.58	31.55	14.27	134.90	47.80	7.20	61.90	453.60	571.60	20.20
200H-2	63.500	39.68	37.85	19.85	171.80	60.00	9.50	78.31	707.60	894.90	31.11
TRIPLEX											
60H-3	19.050	11.91	12.57	5.94	83.80	18.00	3.25	26.11	95.40	113.90	5.54
80H-3	25.400	15.88	15.75	7.92	104.60	24.00	4.00	32.59	170.10	203.50	9.42
100H-3	31.750	19.05	18.90	9.53	125.10	30.00	4.80	39.09	265.50	314.80	12.96
120H-3	38.100	22.23	25.22	11.10	155.20	35.70	5.60	48.87	381.00	444.70	19.64
140H-3	44.450	25.40	25.22	12.70	166.60	41.00	6.40	52.20	517.20	598.40	24.90
160H-3	50.800	28.58	31.55	14.27	196.80	47.80	7.20	61.90	680.40	787.30	30.10
200H-3	63.500	39.68	37.85	19.85	250.10	60.00	9.50	78.31	1061.40	1228.20	57.06

Standard boxed lengths are 5 meters
Special lengths available.

Roller Chain

ANSI Straight Side Plate Roller Chain

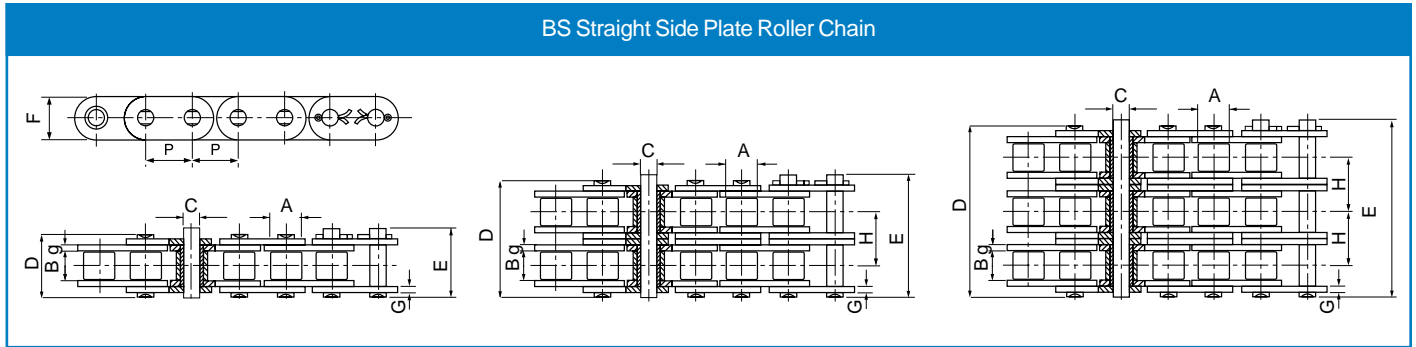


ANSI ChainNo.	Pitch	Roller diameter	Width between inner plates		Pin length		Inner plate height	Plate thickness	Transverse pitch	Minimum tensile strength	Average tensile strength	Weight per meter
	P mm		A mm	B mm	C mm	D mm						
SIMPLEX												
C40-1	12.700	7.95	7.85	3.96	16.60	18.80	12.00	1.50		14.10	17.50	0.73
C50-1	15.875	10.16	9.40	5.08	20.70	23.30	15.09	2.03		22.20	29.40	1.23
C60-1	19.050	11.91	12.57	5.94	25.90	28.30	18.0/18.2	2.42		31.80	41.50	1.81/1.83
C80-1	25.400	15.88	15.75	7.92	32.70	36.50	24.00	3.25		56.70	69.40	3.09
C100-1	31.750	19.05	18.90	9.53	40.40	44.70	30.00	4.00		88.50	109.20	4.56
C120-1	38.100	22.23	25.22	11.10	50.30	54.30	35.70	4.80		127.00	156.30	6.86
C140-1	44.450	25.40	25.22	12.70	54.40	59.00	41.00	5.60		172.40	212.00	8.49
C160-1	50.800	28.58	31.55	14.27	64.80	69.60	47.80	6.40		226.80	278.90	11.50
DUPLEX												
C40-2	12.700	7.95	7.85	3.96	31.00	33.20	12.00	1.50	14.38	28.20	35.90	1.43
C50-2	15.875	10.16	9.40	5.08	38.90	41.40	15.09	2.03	18.11	44.40	58.10	2.42
C60-2	19.050	11.91	12.57	5.94	48.80	51.10	18.0/18.2	2.42	22.78	63.60	82.10	3.58/3.62
C80-2	25.400	15.88	15.75	7.92	62.70	65.80	24.00	3.25	29.29	113.40	141.80	6.12
C100-2	31.750	19.05	18.90	9.53	76.40	80.50	30.00	4.00	35.76	177.00	219.40	9.08
C120-2	38.100	22.23	25.22	11.10	95.80	99.70	35.70	4.80	45.44	254.00	314.90	13.60
C140-2	44.450	25.40	25.22	12.70	103.30	107.90	41.00	5.60	48.87	344.80	427.50	16.86
C160-2	50.800	28.58	31.55	14.27	123.30	128.10	47.80	6.40	58.55	453.60	562.40	22.90
TRIPLEX												
C40-3	12.700	7.95	7.85	3.96	45.40	47.60	12.00	1.50	14.38	42.30	50.00	2.14
C50-3	15.875	10.16	9.40	5.08	57.00	59.50	15.09	2.03	18.11	66.60	77.80	3.62
C60-3	19.050	11.91	12.57	5.94	71.50	73.90	18.0/18.2	2.42	22.78	95.40	111.10	5.36/5.41
C80-3	25.400	15.88	15.75	7.92	91.70	95.10	24.00	3.25	29.29	170.10	198.40	9.10
C100-3	31.750	19.05	18.90	9.53	112.20	116.30	30.00	4.00	35.76	265.50	309.60	13.60
C120-3	38.100	22.23	25.22	11.10	141.40	145.20	35.70	4.80	45.44	381.00	437.20	20.43
C140-3	44.450	25.40	25.22	12.70	152.20	156.80	41.00	5.60	48.87	517.20	593.30	25.23
C160-3	50.800	28.58	31.55	14.27	181.80	186.60	47.80	6.40	58.55	680.40	780.60	34.19

Standard boxed lengths are 5 meters
Special lengths available.

Roller Chain

BS Straight Side Plate Roller Chain



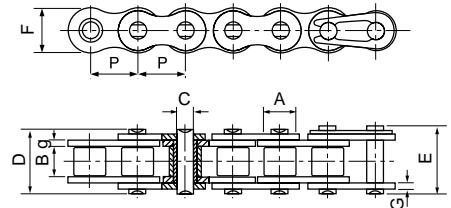
ISO ChainNo.	Pitch	Roller diameter	Width between inner plates	Pin diameter	Pin length		Inner plate height	Plate thickness g/G	Transverse pitch	Minimum tensile strength	Average tensile strength	Weight per meter
	P	A	B	C	D	E						
	mm	mm	mm	mm	mm	mm	mm	mm	mm			
SIMPLEX												
08B-1 GL	12.700	8.51	7.75	4.45	16.70	18.20	11.80	1.60		18.00	19.50	0.80
10B-1 GL	15.875	10.16	9.65	5.08	19.50	20.90	14.70	1.70		22.40	27.90	1.06
12B-1 GL	19.050	12.07	11.68	5.72	22.50	25.20	16.00	1.85		29.00	32.20	1.32
16B-1 GL	25.400	15.88	17.02	8.28	36.10	39.10	21.0/24.0	4.15/3.1		60.00	72.80	3.08/3.49
20B-1 GL	31.750	19.05	19.56	10.19	41.30	45.00	26.40	4.5/3.5		95.00	106.70	4.16
24B-1 GL	38.100	25.40	25.40	14.63	53.40	57.80	33.20	6.0/4.8		160.00	178.00	7.47
28B-1 GL	44.450	27.94	30.99	15.90	65.10	69.50	36.70	7.5/6.0		200.00	222.00	9.90
32B-1 GL	50.800	29.21	30.99	17.81	66.00	71.00	42.00	7.0/6.0		250.00	277.50	10.45
DUPLEX												
08B-2 GL	12.700	8.51	7.75	4.45	31.20	32.20	11.80	1.60	13.92	32.00	38.70	1.45
10B-2 GL	15.875	10.16	9.65	5.08	36.10	37.50	14.70	1.70	16.59	44.50	57.80	2.00
12B-2 GL	19.050	12.07	11.68	5.72	42.00	44.70	16.00	1.85	19.46	57.80	66.10	2.62
16B-2 GL	25.400	15.88	17.02	8.28	68.00	71.00	21.0/24.0	4.15/3.1	31.88	106.00	133.00	6.10/6.92
20B-2 GL	31.750	19.05	19.56	10.19	77.80	81.50	26.40	4.5/3.5	36.45	170.00	211.20	8.23
24B-2 GL	38.100	25.40	25.40	14.63	101.70	106.20	33.20	6.0/4.8	48.36	280.00	319.20	14.77
28B-2 GL	44.450	27.94	30.99	15.90	124.60	129.10	36.70	7.5/6.0	59.56	360.00	406.80	19.82
32B-2 GL	50.800	29.21	30.99	17.81	124.60	129.60	42.00	7.0/6.0	58.55	450.00	508.50	20.94
TRIPLEX												
08B-3 GL	12.700	8.51	7.75	4.45	45.10	46.10	11.80	1.60	13.92	47.50	57.80	2.10
10B-3 GL	15.875	10.16	9.65	5.08	52.70	54.10	14.70	1.70	16.59	66.70	84.50	2.87
12B-3 GL	19.050	12.07	11.68	5.72	61.50	64.20	16.00	1.85	19.46	86.70	101.80	3.89
16B-3 GL	25.400	15.88	17.02	8.28	99.80	102.90	21.0/24.0	4.15/3.1	31.88	160.00	203.70	9.12/10.34
20B-3 GL	31.750	19.05	19.56	10.19	114.20	117.90	26.40	4.5/3.5	36.45	250.00	290.00	11.34
24B-3 GL	38.100	25.40	25.40	14.63	150.10	154.60	33.20	6.0/4.8	48.36	425.00	493.00	22.10
28B-3 GL	44.450	27.94	30.99	15.90	184.20	188.70	36.70	7.5/6.0	59.56	530.00	609.50	29.64
32B-3 GL	50.800	29.21	30.99	17.81	183.20	188.20	42.00	7.0/6.0	58.55	670.00	770.50	31.27

Standard boxed lengths are 5 meters
Special lengths available.

Roller Chain

Special Transmission Roller Chain

Special Transmission Roller Chain



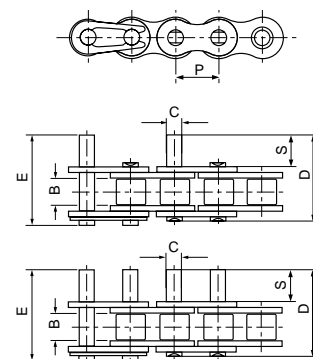
ISO ChainNo.	Pitch	Roller diameter	Width between inner plates	Pin diameter	Pin length		Inner plate height F mm	Plate thickness g/G mm	Minimum tensile strength kN	Average tensile strength kN	Weight per meter kg/m
	P mm	A mm	B mm	C mm	D mm	E mm					
04BH	6.00	4.00	2.80	1.85	8.40	9.40	5.00	0.90	5.00	5.30	0.14
415	12.70	7.77	4.76	3.60	11.00	12.40	9.70	1.00	6.86	7.60	0.32
415H	12.70	7.77	4.76	3.96	13.10	14.50	12.00	1.50	14.40	16.10	0.55
415B	12.70	7.75	4.88	4.09	12.90	14.40	10.30	1.30	12.00	14.20	0.44
415BF1	12.70	7.75	4.88	4.09	11.50	13.00	10.30	1.00	9.00	10.60	0.38
423	12.70	8.51	6.40	4.45	15.60	17.10	12.40	1.70	19.60	21.90	0.71
478	12.70	7.80	4.80	4.00	11.60	13.65	10.46	1.25	9.80	12.80	0.39
08BF	12.70	8.51	5.55	4.45	14.60	16.10	11.80	1.60	17.80	19.20	0.66
12BV	19.05	12.07	11.68	6.10	24.50	26.50	16.00	2.42	36.00	39.90	1.43
12BH	19.05	12.07	11.68	5.94	25.20	26.80	16.00	2.42	40.00	44.40	1.45
12BHF1	19.05	12.07	11.68	6.10	25.00	27.20	16.50	2.50	44.00	48.80	1.46
16BF1	25.40	15.88	12.20	8.28	31.40	32.70	21.00	4.15/3.1	60.00	71.40	2.60
16BF2	25.40	15.88	17.02	8.28	38.60	39.80	21.00	4.15	60.00	71.40	3.08
16BF5	25.40	15.88	12.70	8.28	30.80	32.10	20.00	3.5/3.0	50.00	57.50	2.37
16BH	25.40	15.88	17.02	8.90	35.70	38.90	24.10	4.0/3.1	80.00	94.20	3.11
24BH	38.10	25.40	25.40	14.63	58.60	63.40	36.20	7.5/6.0	225.00	250.30	9.00

Standard boxed lengths are 5 meters
Special lengths available.

Extended Pin Chain

ISO Chain No.	ANSI Chain No.	P mm	B mm	ØC mm	S mm	D mm	E mm
	35	9.525	4.77	3.58	9.50	20.80	21.60
	40	12.700	7.85	3.96	9.50	25.10	26.20
	50	15.875	9.40	5.08	11.90	31.30	33.10
	60	19.050	12.57	5.94	14.30	38.60	40.60
	80	25.400	15.75	7.92	19.10	50.30	53.30
	100	31.750	18.90	9.53	23.80	61.80	66.10
	120	38.100	25.22	11.10	28.60	76.40	80.40
	140	44.450	25.22	12.70	33.30	84.80	89.40
	160	50.800	31.55	14.27	38.10	99.60	104.40
08B		12.700	7.75	4.45	9.50	25.10	26.60
10B		15.875	9.65	5.08	11.90	30.10	31.50
12B		19.050	11.68	5.72	14.30	35.40	37.10
16B		25.400	17.02	8.28	19.10	53.00	54.30

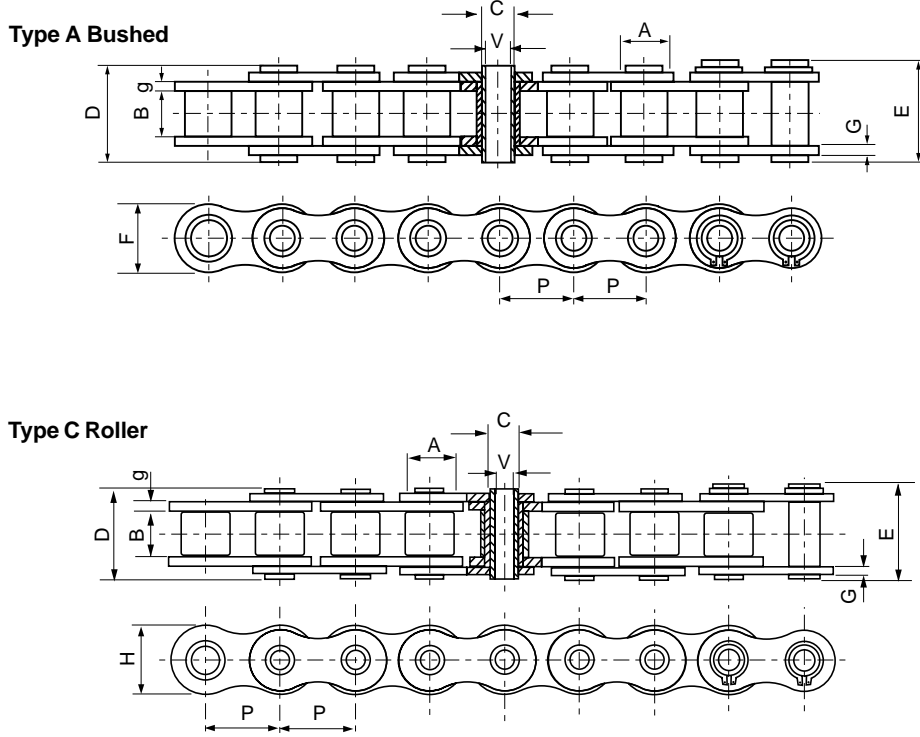
D-1 & D-3 Pins



Roller Chain

Hollow Pin Chain

Hollow Pin Chain



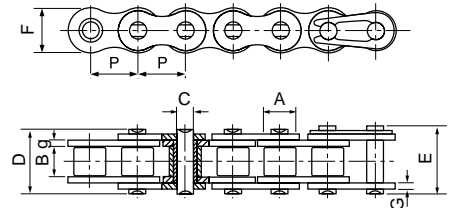
Chain No.	Pitch	Roller diameter	Width between inner plates	Pin diameter		Pin length		Inner plate height	Plate thickness g/G	Minimum tensile strength	Average tensile strength	Weight per meter	Type form
	P			B	C	V	D						
	mm	mm	mm	mm	mm	mm	mm	mm	mm	kN	kN	kg/m	
08BHP	12.700	8.51	7.75	6.55	4.50	16.4	17.6	11.80	1.6/1.3	11.10	12.1	0.56	A
10BHB	15.875	10.16	9.65	5.94	4.04	19.3	20.6	14.70	1.70	17.00	20.8	0.86	C
12BHP	19.050	12.07	11.68	6.50	4.00	21.6	22.8	15.90	1.85	23.60	25.9	1.09	C
HP35	35.000	20.00	16.00	13.35	10.20	30.4	31.6	26.30	2.50	23.52	26.4	2.02	C
40HP	12.700	7.95	7.85	5.63	4.00	16.5	17.6	12.00	1.50	11.00	12.2	0.54	A
50HP	15.875	10.16	9.40	7.03	5.13	20.7	21.9	15.09	2.03	20.00	22.6	0.91	A
60HP	19.050	11.91	12.70	8.31	6.00	25.8	26.8	18.00	2.42	24.00	26.9	1.29	A
60HPF1	19.050	11.91	12.70	8.31	5.01	25.5	26.8	18.00	2.42	28.00	30.9	1.37	A
60HB	19.050	11.91	12.70	7.00	5.01	25.5	26.6	18.00	2.42	20.00	22.4	1.35	C
80HP	25.400	15.88	15.75	11.40	8.05	32.5	33.8	24.00	3.25	50.00	58.3	2.26	A

All dimensions in millimetres unless otherwise stated. Every effort has been taken to ensure that the data listed in this catalogue is correct. Challenge accepts no liability for any inaccuracies or damage caused

Roller Chain

Stainless Steel Transmission Roller Chain

Stainless Steel Transmission Roller Chain

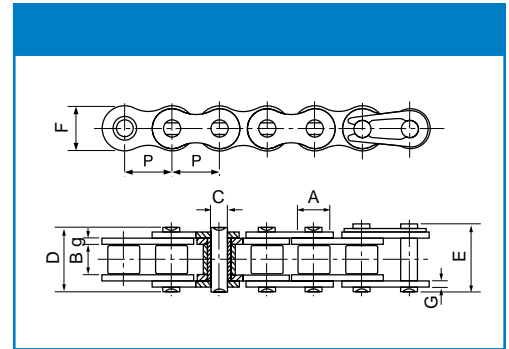


ISO Chain No.	ANSI Chain No.	Pitch	Roller diameter	Width between inner plates		Pin length		Inner plate height F mm	Plate thickness g/G mm	Minimum tensile strength kN	Average tensile strength kN	Weight per meter kg/m
		P mm	A mm	B mm	C mm	D mm	E mm					
	*35SS	9.525	5.08	4.77	3.58	12.40	13.17	9.00	1.30	5.50	6.60	0.33
	40SS	12.700	7.95	7.85	3.96	16.60	17.80	12.00	1.50	9.60	10.80	0.63
	50SS	15.875	10.16	9.40	5.08	20.70	22.20	15.09	2.03	15.20	17.20	1.03
	60SS	19.050	11.91	12.57	5.94	25.90	27.70	18.00	2.42	21.70	26.40	1.51
	80SS	25.400	15.88	15.75	7.92	32.70	35.00	24.00	3.25	38.90	46.60	2.62
	100SS	31.750	19.05	18.90	9.53	40.40	44.70	30.00	4.00	60.00	70.20	3.94
04BSS		6.000	4.00	2.80	1.85	6.80	7.80	5.00	0.60	2.00	2.40	0.11
05BSS		8.000	5.00	3.00	2.31	8.20	8.90	7.10	0.80	3.50	4.10	0.20
#06BSS		9.525	6.35	5.72	3.28	13.15	14.10	8.20	1.30	6.20	6.80	0.41
08BSS		12.700	8.51	7.75	4.45	16.70	18.20	11.80	1.60	12.00	14.30	0.70
10BSS		15.875	10.16	9.65	5.08	19.50	20.90	14.70	1.70	14.50	17.20	0.94
12BSS		19.050	12.07	11.68	5.72	22.50	24.20	16.00	1.85	18.50	20.90	1.16
16BSS		25.400	15.88	17.02	8.28	36.10	37.40	21.00	4.15/3.1	40.00	47.60	2.73
20BSS		31.750	19.05	19.56	10.19	41.30	45.00	26.40	4.5/3.5	59.00	69.60	3.73

* Bush chain: **A** in the table indicates the external diameter of the bush
 # Straight side plate chain

Standard boxed lengths are 5 meters
 Special lengths available.

Roller Chain



Nickle Plated Transmission Roller Chain

ISO Chain No.	ANSI Chain No.	Pitch	Roller diameter		Width between inner plates		Pin diameter		Pin length		Inner plate height F mm	Plate thickness g/G mm	Minimum tensile strength kN	Average tensile strength kN	Weight per meter kg/m
		P mm	A mm	B mm	C mm	D mm	E mm								
	*25NP	6.350	3.30	3.18	2.31	7.90	8.40	6.00	0.80	3.50	4.60	0.15			
	*35NP	9.525	5.08	4.77	3.58	12.40	13.17	9.00	1.30	7.90	10.80	0.33			
	41NP	12.700	7.77	6.25	3.58	13.75	15.00	9.91	1.30	6.67	12.60	0.41			
	40NP	12.700	7.95	7.85	3.96	16.60	17.80	12.00	1.50	14.10	17.50	0.62			
	50NP	15.875	10.16	9.40	5.08	20.70	22.20	15.09	2.03	22.20	29.40	1.02			
	60NP	19.050	11.91	12.57	5.94	25.90	27.70	18.00	2.42	31.80	41.50	1.50			
	80NP	25.400	15.88	15.75	7.92	32.70	35.00	24.00	3.25	56.70	69.40	2.60			
	100NP	31.750	19.05	18.90	9.53	40.40	44.70	30.00	4.00	88.50	109.20	3.91			
04BNP		6.000	4.00	2.80	1.85	6.80	7.80	5.00	0.60	3.00	3.20	0.11			
05BNP		8.000	5.00	3.00	2.31	8.20	8.90	7.10	0.80	5.00	5.90	0.20			
#06BNP		9.525	6.35	5.72	3.28	13.15	14.10	8.20	1.30	9.00	10.40	0.41			
08BNP		12.700	8.51	7.75	4.45	16.70	18.20	11.80	1.60	18.00	19.40	0.69			
10BNP		15.875	10.16	9.65	5.08	19.50	20.90	14.70	1.70	22.40	27.50	0.93			
12BNP		19.050	12.07	11.68	5.72	22.50	24.20	16.00	1.85	29.00	32.20	1.15			
16BNP		25.400	15.88	17.02	8.28	36.10	37.40	21.00	4.15/3.1	60.00	72.80	2.71			
20BNP		31.750	19.05	19.56	10.19	41.30	45.00	26.40	4.5/3.5	95.00	106.70	3.70			

Zinc Plated Transmission Roller Chain

ISO Chain No.	ANSI Chain No.	Pitch	Roller diameter		Width between inner plates		Pin diameter		Pin length		Inner plate height F mm	Plate thickness g/G mm	Minimum tensile strength kN	Average tensile strength kN	Weight per meter kg/m
		P mm	A mm	B mm	C mm	D mm	E mm								
	*25ZP	6.350	3.30	3.18	2.31	7.90	8.40	6.00	0.80	3.50	4.60	0.14			
	*35ZP	9.525	5.08	4.77	3.58	12.40	13.17	9.00	1.30	7.90	10.80	0.33			
	41ZP	12.700	7.77	6.25	3.58	13.75	15.00	9.91	1.30	6.67	12.60	0.41			
	40ZP	12.700	7.95	7.85	3.96	16.60	17.80	12.00	1.50	14.10	17.50	0.62			
	50ZP	15.875	10.16	9.40	5.08	20.70	22.20	15.09	2.03	22.20	29.40	1.02			
	60ZP	19.050	11.91	12.57	5.94	25.90	27.70	18.00	2.42	31.80	41.50	1.50			
	80ZP	25.400	15.88	15.75	7.92	32.70	35.00	24.00	3.25	56.70	69.40	2.60			
	100ZP	31.750	19.05	18.90	9.53	40.40	44.70	30.00	4.00	88.50	109.20	3.91			
04BZP		6.000	4.00	2.80	1.85	6.80	7.80	5.00	0.60	3.00	3.20	0.11			
05BZP		8.000	5.00	3.00	2.31	8.20	8.90	7.10	0.80	5.00	5.90	0.20			
#06BZP		9.525	6.35	5.72	3.28	13.15	14.10	8.20	1.30	9.00	10.40	0.41			
08BZP		12.700	8.51	7.75	4.45	16.70	18.20	11.80	1.60	18.00	19.40	0.69			
10BZP		15.875	10.16	9.65	5.08	19.50	20.90	14.70	1.70	22.40	27.50	0.93			
12BZP		19.050	12.07	11.68	5.72	22.50	24.20	16.00	1.85	29.00	32.20	1.15			
16BZP		25.400	15.88	17.02	8.28	36.10	37.40	21.00	4.15/3.1	60.00	72.80	2.71			
20BZP		31.750	19.05	19.56	10.19	41.30	45.00	26.40	4.5/3.5	95.00	106.70	3.70			

* Bush chain: **A** in the table indicates the external diameter of the bush
 # Straight side plate chain

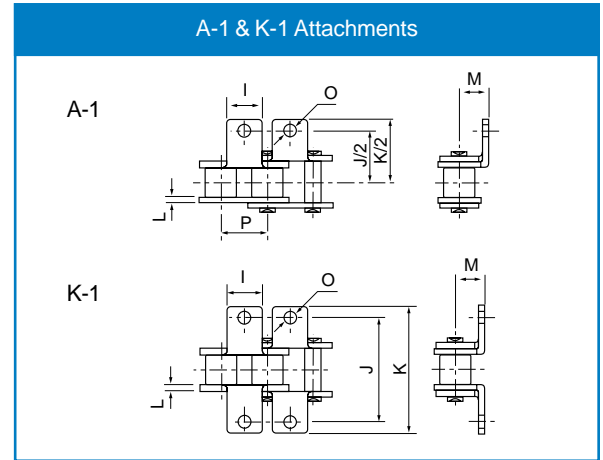
Standard boxed lengths are 5 meters
 Special lengths available.

Roller Chain Attachments

A-1 & K-1 Attachments

ISO Chain No.	ANSI Chain No.	P mm	I mm	J mm	K mm	L mm	M mm	ØO mm
	40	12.700	9.50	25.40	35.20	1.50	7.90	3.40
	50	15.875	12.70	31.75	46.20	2.03	10.30	5.50
	60	19.050	15.90	38.10	55.60	2.42	11.90	5.50
	80	25.400	19.10	50.80	64.80	3.25	15.90	6.80
	100	31.750	25.40	63.50	87.30	4.00	19.80	9.20
	120	38.100	28.60	76.20	108.50	4.80	23.00	9.80
	140	44.450	34.90	88.90	123.00	5.60	28.60	11.40
	160	50.800	38.10	101.60	142.80	6.40	31.80	13.10
*06B		9.525	8.00	19.04	27.00	1.30	6.50	3.50
08B		12.700	9.50	25.40	36.40	1.60	8.90	4.50
10B		15.875	14.30	31.75	44.60	1.70	10.31	5.30
12B		19.050	16.00	38.10	52.40	1.85	13.46	6.40
16B		25.400	19.10	50.80	72.60	3.10	15.88	6.40

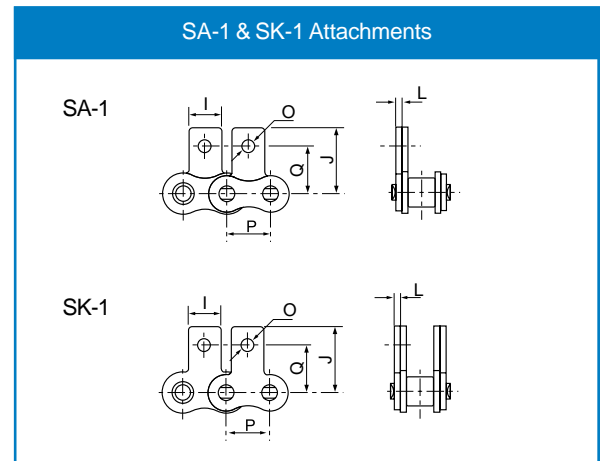
* Straight side plates



SA-1 & SK-1 Attachments

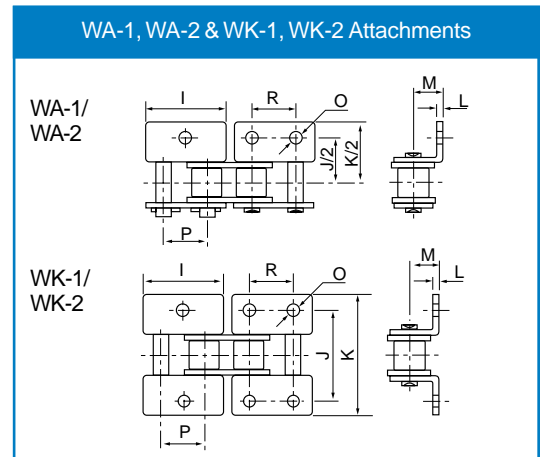
ISO Chain No.	ANSI Chain No.	P mm	I mm	Q mm	J mm	L mm	ØO mm
	40	12.700	9.50	12.70	19.05	1.50	3.40
	50	15.875	12.70	15.90	25.25	2.03	5.50
	60	19.050	15.90	18.30	29.33	2.42	5.50
	80	25.400	19.10	24.60	34.70	3.25	6.80
	100	31.750	25.40	31.80	43.30	4.00	9.20
	120	38.100	28.60	36.50	51.60	4.80	9.80
	140	44.450	34.90	44.50	62.00	5.60	11.40
	160	50.800	38.10	50.80	69.85	6.40	13.10
*06B		9.525	8.00	9.52	13.50	1.30	3.50
08B		12.700	9.50	13.35	18.90	1.60	4.30
10B		15.875	14.30	16.50	22.95	1.70	5.30
12B		19.050	16.00	21.45	28.60	1.85	6.40
16B		25.400	19.10	23.15	34.00	3.10	6.40

* Straight side plates



WA-1, WA-2 & WK-1, WK-2 Attachments

ISO Chain No.	ANSI Chain No.	P mm	I mm	R mm	J mm	K mm	L mm	M mm	ØO mm
	40	12.700	23.00	12.70	25.40	35.60	1.50	7.90	3.40
	50	15.875	28.80	15.88	31.80	46.80	2.03	10.30	5.50
	60	19.050	34.65	19.05	38.10	56.40	2.42	11.90	5.50
	80	25.400	45.90	25.40	50.80	73.20	3.25	15.90	6.80
	100	31.750	57.65	31.75	63.50	89.80	4.00	19.80	9.20
08B		12.700	24.00	12.70	25.40	36.40	1.60	8.90	4.30
10B		15.875	29.58	15.88	31.80	44.60	1.70	10.31	5.30
12B		19.050	34.05	19.05	38.10	52.40	1.85	13.46	6.40
16B		25.400	46.40	25.40	50.80	72.60	3.10	15.88	6.40



Roller Chain Attachments

WSA-1, WSA-2 & WSK-1, WSK-2 Attachments

ISO Chain No.	ANSI Chain No.	P mm	I mm	R mm	Q mm	J mm	L mm	ØO mm
	40	12.700	23.00	12.70	12.70	17.40	1.50	3.40
	50	15.875	28.80	15.88	15.90	23.05	2.03	5.50
	60	19.050	34.65	19.05	18.30	26.86	2.42	5.50
	80	25.400	45.90	25.40	24.60	35.45	3.25	6.80
	100	31.750	57.65	31.75	31.80	44.00	4.00	9.20
08B		12.700	23.30	12.70	13.35	18.90	1.60	4.30
10B		15.875	29.58	15.88	16.50	22.95	1.70	5.30
12B		19.050	34.05	19.05	21.45	28.60	1.85	6.40
16B		25.400	46.40	25.40	23.15	34.00	3.10	6.40

